



HANGCHA FORKLIFT CANADA INC.

Company address:
100-3801 F.-X.-Tessier,
Vaudreuil-Dorion, QC J7V 5V5

Toll Free: 877-319-HCFC (4232)
Landline: 450-319-HCFC

info@hcforkliftcanada.com
www.hcforkliftcanada.com



ISO14001
ISO14001:2015



ISO9001
ISO9001:2015



Follow us on
Facebook



Follow us on
YouTube



Follow us on
WeChat



Download "Hangcha
Forklift" App

HANGCHA GROUP CO., LTD. reserves the right to make any changes without notice concerning colors, equipment, or specifications detailed in this brochure, or to discontinue individual models. The colors of trucks, delivered may differ slightly from those in brochures.



INNOVATIVE LITHIUM-ION



XE SERIES

ELECTRIC FORKLIFT TRUCK WITH
LITHIUM POWER

With capacity of 4,000 to 5,000kg

XE
SERIES



XE SERIES ELECTRIC FORKLIFT TRUCK WITH LITHIUM POWER


XE series standard lithium battery forklifts are quality products that are developed on the basis of the advantages of the dedicated lithium battery forklift structure and the permanent magnet synchronous motor technology. Inheriting the family design of electric forklifts, some key parts can also be used for internal combustion forklifts.




HIGH EFFICIENCY AND ENERGY SAVING

- With the efficient high-torque motor and high speed ratio speed reducer, upslope degree and acceleration performance are significantly improved.
- The walking motor and lifting motor are both equipped with air coolers to offer better heat dissipation and performance.
- An oil pump reducer is used in the oil pump for the first time to enable the lifting motor to have higher operation efficiency and less energy consumption.

5t load maximum travel speed (km/h)



5t load maximum lift speed (mm/s)



STYLISH EXTERIOR

- Inherit the family design of dedicated XH and XC series lithium battery forklifts.
- With a smooth and sturdy profile, the vehicle is compact, elegant, stylish and robust.



TAKE ADVANTAGE OF MORE POWER

With the **80V dual permanent magnet synchronous motor system** with higher power density, as well the highly fitted speed reducer, motors and electrical control, under the same operating conditions, compared with the traditional asynchronous motor model, the energy consumption is reduced by 15%-20%.

15-20% ENERGY SAVING



ADAPTABILITY TO DIFFERENT SCENARIOS



1 Smooth driving: Increased distance from the ground enables the forklift to adapt to rugged roads outdoors.



2 Flexible turning: With a small turning radius, the forklift can flexibly move in indoor environments such as cold stores (optional), etc.



3 Adaptability to cold weather: For the standard configuration, the battery is equipped with an electric heating module to ensure normal operation in cold weather.



4 Adaptability to rain: The protection level of the vehicle reaches level IPX4, so it can easily resist rainstorms.




EXCELLENT VISION

Inheriting the advantages of lithium battery forklifts—wide view, large operation space and excellent ergonomic design.

EPB (Electric Parking Brake) (optional)

The gearbox reserves an installation position for electromagnetic brakes, which can be optionally equipped with an electronic handbrake for more comfortable use.



Reserve electromagnetic brake installation

Electronic hand brake



COMFORTABLE EXPERIENCE



Large diameter steering wheel for flexible steering and more effortless operation.



Increase the lever ratio to the control lever, resulting in less control force and more comfort.



The color-screen instruments are designed to have graphical interfaces and display data clearly.

RELIABILITY AND DURABILITY

Having passed the standard verification for both electric forklifts and internal combustion forklifts where the test stringency is higher than that for internal combustion forklifts, the forklift is reliable and durable.



- The enhanced drive axle, speed reducer and internal combustion forklift mast, steering axle and large tires can meet the needs for use of internal combustion forklifts.
- The design of low center of gravity and high load allowance enables more stable operation.



Low center



Tires

EASY MAINTENANCE

Maintenance of the entire vehicle is convenient. The side door and front and rear bottom door can be removed without tools, and all maintenance parts are within easy reach.



Battery roll out easily



Open the cover at a wide angle



KEEP AN EYE ON EVERYTHING

Hangcha FIMS is a system that provides you with real-time information about forklift truck and driver. Whether you have dozens or hundreds of forklift trucks across multiple sites, you can get access to collecting, monitoring and evaluating all the fleet data at anytime and anywhere.

Features

- Access Control
- GPS Tracking
- Remote Monitoring
- Vibration Monitoring
- Pre-shift Check (Optional)
- Shift Management (Optional)
- Maintenance Reminder
- Vehicle Management
- OpenAPI (Optional)



Optional battery list

Capacity(Ah)	XE 4-5t	
80V/460Ah	●	EVE
80V/604Ah	☆	CATL
80V/560Ah	○	EVE
80V/608Ah	○	EVE
80V/840Ah	○	EVE
80V/906Ah	☆	CATL

Note: ● Battery; ○ Battery Opt; ☆ Same as XC series



HANGCHA provides Li-ion battery (LiFePO4) with 6 years or 12000 hours warranty.

**6 YEARS
WARRANTY**

LITHIUM POWERED

EMPOWER YOURSELF
WITH THE BEST



Li
Lithium

POWER THE POSSIBILITIES
RELIABLE LITHIUM-ION TECHNOLOGY



LITHIUM BATTERY ADVANTAGES



Long service life

4000 full charging cycles with at least 75% residual capacity.



Return on investment

Add flexibility to your operation, cost-saving in the long term, increased efficiencies.



Maintenance free

No topping up of water or checking acid levels.



High energy density

The high energy density of the Li-Ion battery ensures long working times and increases the high availability.



Cold area application

Li-Ion batteries maintain high performance at temperatures below freezing.



High safety and reliability

Intelligent battery management monitoring every important function, no emission of battery gasses.



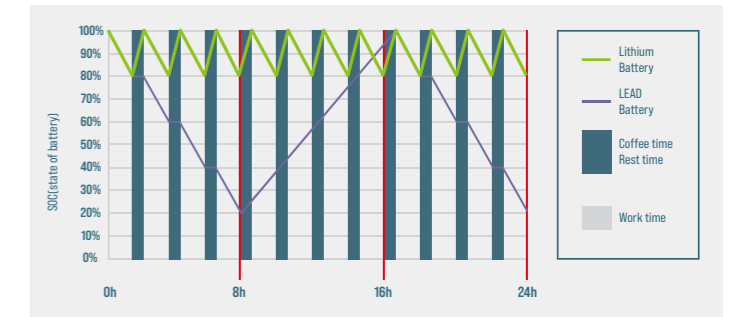
Opportunity charging

Full performance during several shifts thanks to effective interim charging.

FEATURES & BENEFITS THE HANGCHA DIFFERENCE

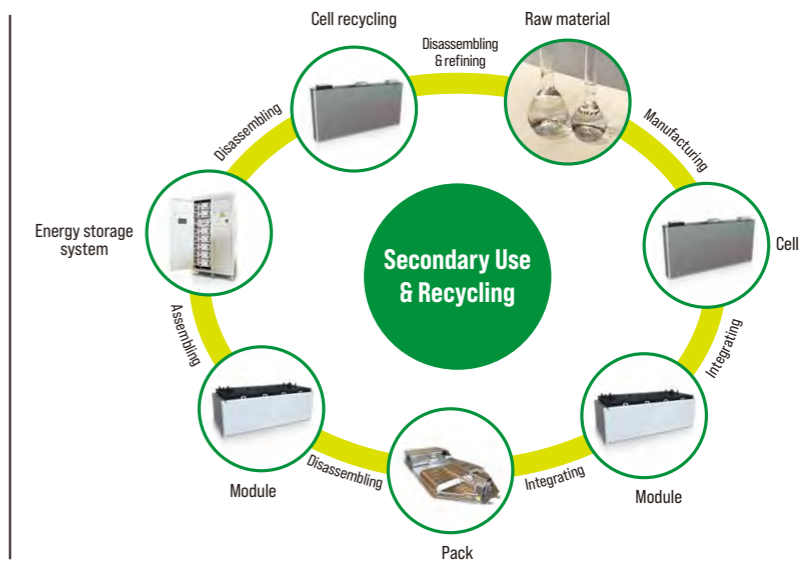
Efficiency

By quick opportunity charging any downtime, such as a lunch break, can be efficiently used and the battery is recharged in a very short period of time. Interim charging does not affect the battery service life.



Safety

- / Intelligent battery management monitoring every important function.
- / Higher user safety, thanks to acid-free use.
- / User friendly due to avoided battery change.
- / No emission of battery gasses.



QUESTION 1

Q: What are the characteristics of lithium batteries, especially when used in high and low temperature environments?

Charging temperature: -30 C - 65 C
Discharge temperature: -30 C - 65 C
Storage environment temperature: -30 C - 65 C

After the truck key switch is closed, the instrument battery condition needs to be checked:

1. Confirm that there is no battery system alarm message on the instrument panel.
2. Please check the remaining power before use. It is recommended to use the SOC between 50% and 100%.
3. If the SOC is lower than 20%, it is not recommended to continue using it. Please charge it as soon as possible.

QUESTION 2

Q: What is the charging time and usage time calculation of forklift lithium battery?

1. Available power of lithium battery (kWh) = rated voltage * rated power * 90% (To avoid over-discharge damaging the battery, the forklift is equipped with low power protection [less than 10%]).
 2. Charging time (h) = rated capacity of lithium battery (Ah) * 90% * charger output current (A).
 3. The power consumed for charging (kWh) = the available power of the lithium battery * 93% (the charging efficiency of the charger is calculated as 93%).
 4. Usage time (h) = available power of lithium battery * energy consumption data.
- For specific energy consumption values, please refer to the technical table on the sharing platform.**

QUESTION 3

Q: How does Hangcha BMS work to ensure the safety of the lithium battery?

HANGCHA BMS (battery management system) can monitor the cells at all times. As a result, hangcha lithium power is the reliable solution.



Battery Safety Management:

- Overcharge/over discharge protection
- Overcurrent/over-temperature/low-temperature protection
- Multi-level fault diagnosis protection
- Double fault monitoring



Battery Parameter Detection:

- Battery voltage detection and analysis
- Battery current detection and analysis
- Battery temperature detection and analysis



Equilibrium Management:

- Equalization based on voltage mode
- Equalization based on time mode
- Equalization based on battery cell SOC
- Active/passive equalization optional

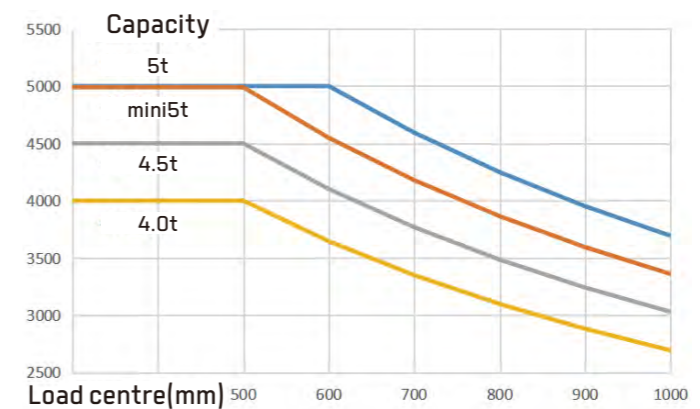
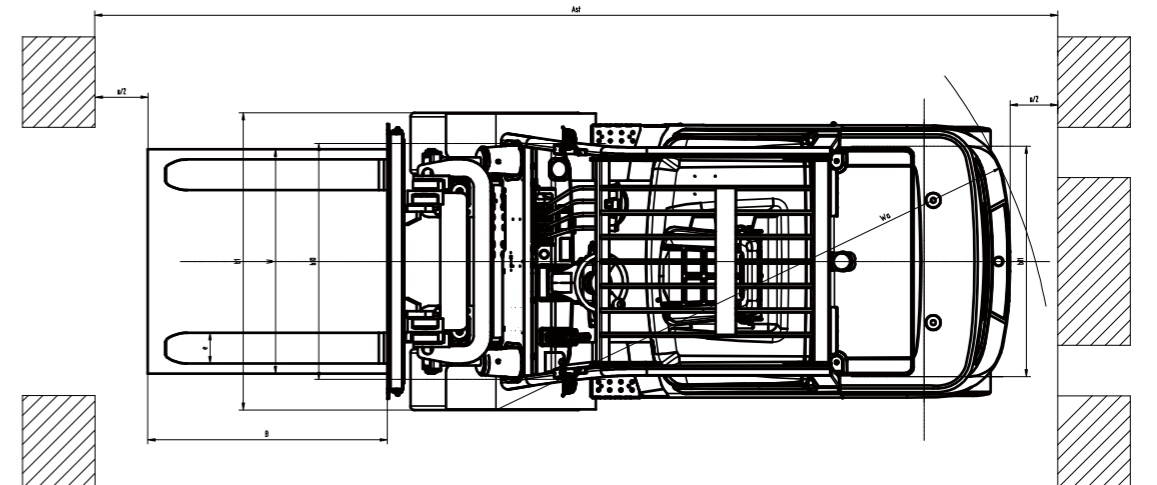
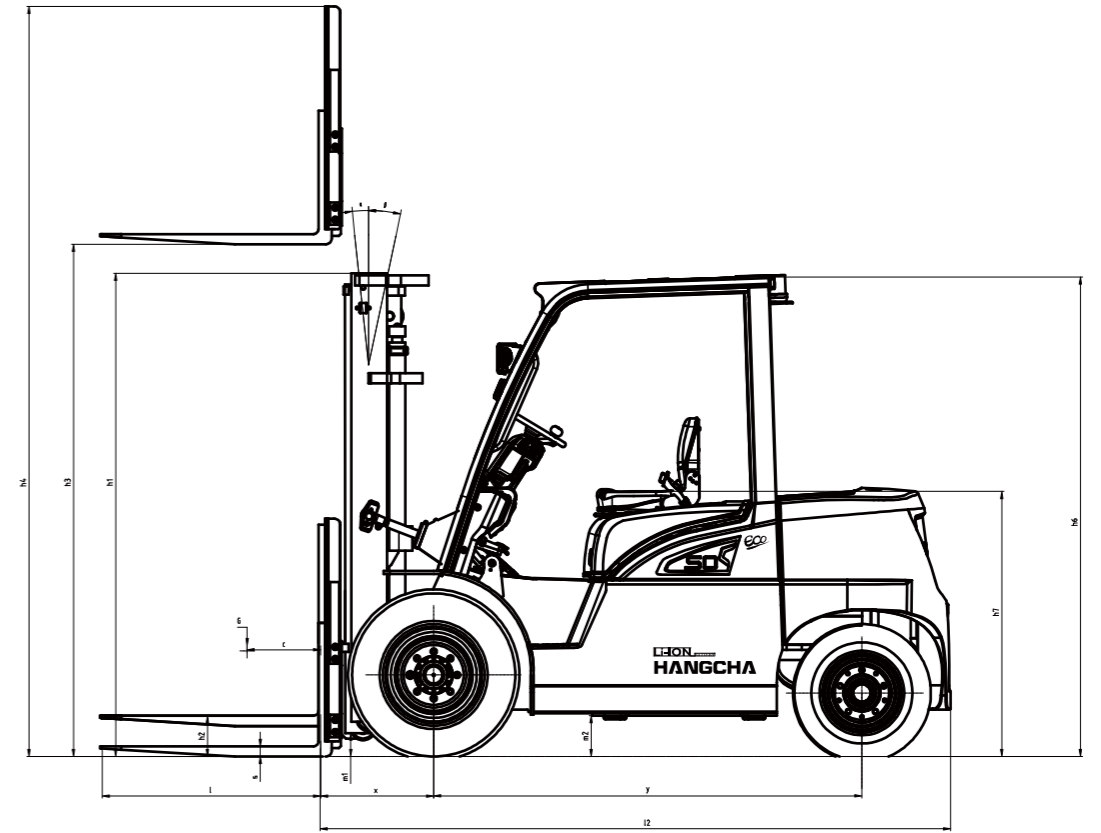


Other Features:

- Low cost, low power consumption
- Historical data record
- Flexible cascade expansion
- CRC data validation

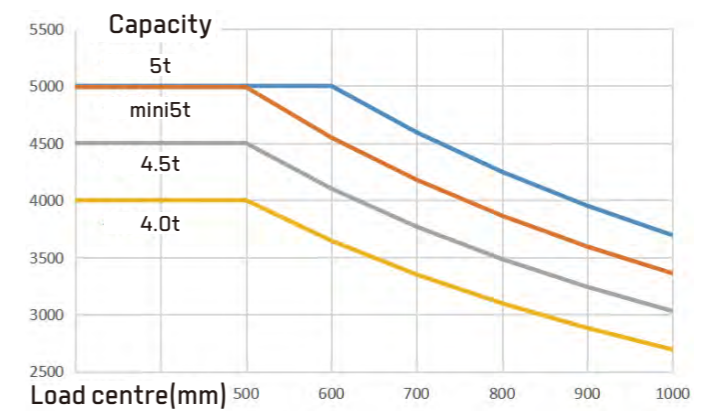
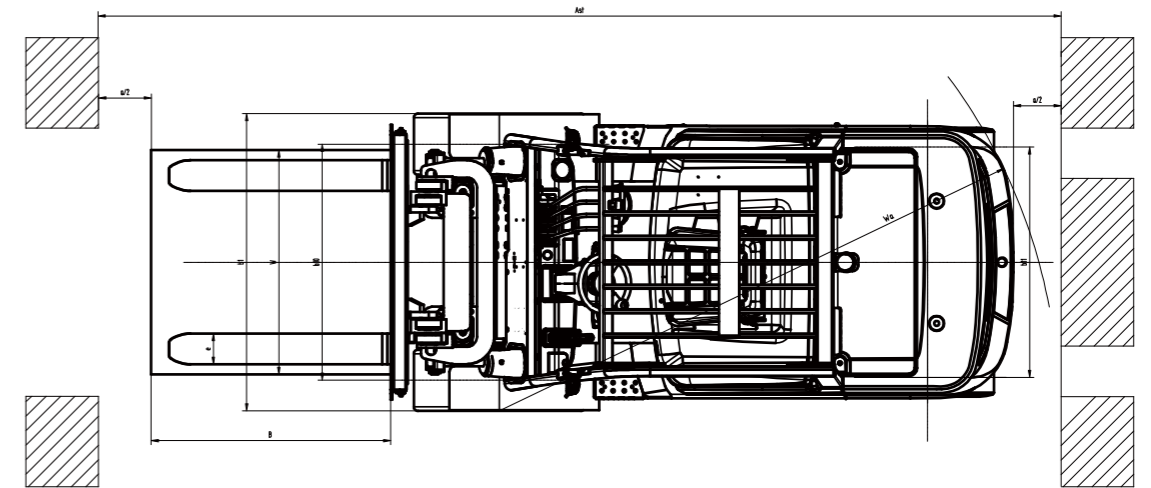
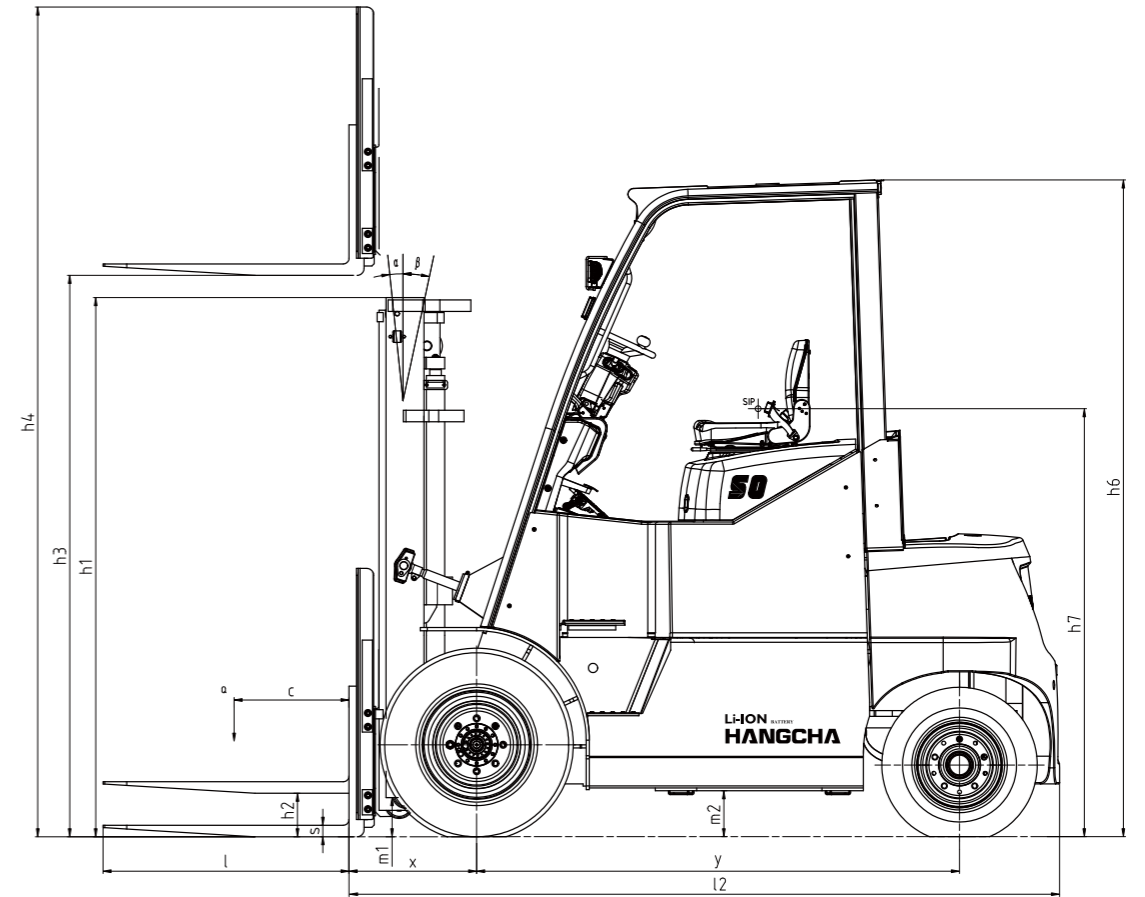
Technical Data

Distinguishing mark	1.1	Manufacturer	HANGCHA GROUP CO.,LTD.				
		1.2	Manufacturers type designation	CPD40-XEY2-SI	CPD45-XEY2-SI	CPD50-XEY2-SI	CPD50-XEY2-SI
	1.3	Drive: electric (battery or mains), diesel, petrol, fuel gas	Electric	Electric	Electric	Electric	
	1.4	Operator type: hand, pedestrian, standing, seated, order-picker	Seated	Seated	Seated	Seated	
	1.5	Load capacity/rated load	Q (kg)	4000	4500	5000	5000
	1.6	Load centre distance	c (mm)	500	500	500	600
	1.7	Load distance, centre of drive axle to fork	x (mm)	555	555	555	565
	1.8	Wheelbase	y (mm)	2100	2100	2100	2100
Weight	2.1	Service Weight	kg	6240	6630	6930	7230
	2.2	Axle loading, laden front/rear	kg	8893/1158	9678/1263	10332/1409	11194/1447
	2.3	Axle loading, unladen front/rear	kg	2972/3268	3007/3623	3010/3920	3020/4210
Tyres, chassis	3.1	Tyres: solid rubber, super elastic, pneumatic, polyurethane		Pneumatic	Pneumatic	Pneumatic	Pneumatic
	3.2	Tyre size, front		8.25-15-14PR	300-15-18PR	300-15-18PR	300-15-18PR
	3.3	Tyre size, rear		7.00-12-12PR	7.00-12-12PR	7.00-12-12PR	7.00-12-12PR
	3.4	Wheels, number front rear (x = driven wheels)		2*/2	2*/2	2*/2	2*/2
	3.5	Tread, front	b10 (mm)	1160	1190	1190	1190
	3.6	Tread, rear	b11 (mm)	1130	1130	1130	1130
Dimensions	4.1	Tilt of mast/fork carriage forward/backward	Grad	6/12	6/12	6/12	6/12
	4.2	Height, mast lowered	h1 (mm)	2245	2245	2245	2345
	4.3	Free lift	h2 (mm)	150	150	150	150
	4.4	Lift	h3 (mm)	3000	3000	3000	3000
	4.5	Height, mast extended	h4 (mm)	4220	4220	4372	4372
	4.6	Height of overhead guard (cabin)	h6 (mm)	2350 2460	2350 2460	2350 2460	2350 2460
	4.7	Towing coupling height	h10 (mm)	660	660	660	660
	4.8	Overall length	l1 (mm)	4120	4120	4160	4300
	4.9	Length to face of forks	l2 (mm)	3050	3050	3090	3100
	4.21	Overall width(single/dual front tyres)	b1 (mm)	1420 1926	1490 1926	1490 1926	1490 1926
	4.22	Fork dimensions	s/e/l (mm)	50/122/1070	50/150/1070	50/150/1070	60/150/1200
	4.23	Fork carriage DIN 15 173 --- ISO 2328, class/type A,B		ISO 2328 3A	ISO 2328 3A	ISO 2328 4A	ISO 2328 4A
	4.24	Fork-carriage width	b3 (mm)	1250	1250	1250	1250
	4.25	Distance between fork-arms	bs (mm)	310/1200	310/1200	310/1200	300/1250
	4.31	Ground clearance, laden, below mast	m1 (mm)	170	170	170	170
	4.32	Ground clearance, centre of wheelbase	m2 (mm)	200	200	200	200
	4.33	Aisle width for pallets 1000 x 1200 crossways	Ast (mm)	4435	4435	4495	4505
	4.34	Aisle width for pallets 800 x 1200 Lengthways	Ast (mm)	4635	4635	4695	4705
4.35	Turning radius	Ws (mm)	2680	2680	2740	2740	
4.36	Internal turning radius	b13 (mm)	730	730	730	730	
Performance data	5.1	Travel speed, laden/unladen	km/h	19/19	19/19	19/19	19/19
	5.2	Lift speed, laden/unladen	m/s	0.450/0.550	0.430/0.550	0.400/0.520	0.400/0.520
	5.3	Lowering speed, laden/unladen	m/s	0.370/0.420	0.370/0.420	0.370/0.420	0.370/0.420
	5.4	Drawbar pull, laden/unladen	N	19000/20000	19000/20000	19000/20000	19000/20000
	5.5	Max. Drawbar pull, laden/unladen	N	21000	21000	21000	21000
	5.6	Gradeability, laden/unladen	%	17/22	17/22	16/20	16/20
	5.7	Acceleration time, laden/unladen (0-10m)	s	5.0/4.8	5.2/5.0	5.3/5.1	5.4/5.2
	5.8	Service brake		Hydraulic	Hydraulic	Hydraulic	Hydraulic
	5.9	Parking brake		Mechanical	Mechanical	Mechanical	Mechanical
Electric-engine	6.1	Drive motor rating S2 60 min	kW	23	23	23	23
	6.2	Lift motor rating at S3 15%	kW	28	28	28	28
	6.3	Battery voltage, Std	V/Ah	80/460	80/460	80/460	80/460
	6.4	Standard Weight of lithium iron phosphate battery	kg	350	350	350	350
	6.5	Min. battery weight	kg	320	320	320	320
	6.6	Max. battery weight	kg	800	800	800	800
Addition data	8.1	Type of drive control		MOSFET/AC	MOSFET/AC	MOSFET/AC	MOSFET/AC
		Manufacturer		Enpower	Enpower	Enpower	Enpower
		Control Model		MC3336+3808	MC3336+3808	MC3336+3808	MC3336+3808
	8.2	Operating pressure for attachments	bar	185	185	185	185
	8.3	Oil volume for attachments	l/min	65	65	65	65
	8.4	Sound level at the driver's ear according to EN / DIN 12 053	dB (A)	70	70	70	70
	8.5	Towing coupling, type DIN		Φ35 Pin	Φ35 Pin	Φ35 Pin	Φ35 Pin
	9.1	Hydraulic Tank - capacity (drain & refill)	liter	55	55	55	55



Technical Data(with high vision)

Distinguishing mark	HANGCHA GROUP CO.,LTD.					
		CPD40-XEY2-SIGW	CPD45-XEY2-SIGW	CPD50-XEY2-SIGW	CPD50-XEY2-SIGW	
1.1	Manufacturer	HANGCHA GROUP CO.,LTD.				
1.2	Manufacturers type designation	CPD40-XEY2-SIGW	CPD45-XEY2-SIGW	CPD50-XEY2-SIGW	CPD50-XEY2-SIGW	
1.3	Drive: electric (battery or mains), diesel, petrol, fuel gas	Electric	Electric	Electric	Electric	
1.4	Operator type: hand, pedestrian, standing, seated, order-picker	Seated	Seated	Seated	Seated	
1.5	Load capacity/rated load	Q (kg)	4000	4500	5000	5000
1.6	Load centre distance	c (mm)	500	500	500	600
1.7	Load distance, centre of drive axle to fork	x (mm)	555	555	555	565
1.8	Wheelbase	y (mm)	2100	2100	2100	2100
2.1	Service Weight	kg	6240	6630	6930	7230
2.2	Axle loading, laden front/rear	kg	8893/1158	9678/1263	10332/1409	11194/1447
2.3	Axle loading, unladen front/rear	kg	2972/3268	3007/3623	3010/3920	3020/4210
3.1	Tyres: solid rubber, super elastic, pneumatic, polyurethane		Pneumatic	Pneumatic	Pneumatic	Pneumatic
3.2	Tyre size, front		8.25-15-14PR	300-15-18PR	300-15-18PR	300-15-18PR
3.3	Tyre size, rear		7.00-12-12PR	7.00-12-12PR	7.00-12-12PR	7.00-12-12PR
3.4	Wheels, number front rear (x - driven wheels)		2x/2	2x/2	2x/2	2x/2
3.5	Tread, front	b10 (mm)	1160	1190	1190	1190
3.6	Tread, rear	b11 (mm)	1130	1130	1130	1130
4.1	Tilt of mast/fork carriage forward/backward	Grad	6/12	6/12	6/12	6/12
4.2	Height, mast lowered	h1 (mm)	2245	2245	2245	2345
4.3	Free lift	h2 (mm)	150	150	150	150
4.4	Lift	h3 (mm)	3000	3000	3000	3000
4.5	Height, mast extended	h4 (mm)	4220	4220	4372	4372
4.6	Height of overhead guard	h6 (mm)	2856	2856	2856	2856
4.7	Towing coupling height	h10 (mm)	660	660	660	660
4.8	Overall length	l1 (mm)	4120	4120	4160	4300
4.9	Length to face of forks	l2 (mm)	3050	3050	3090	3100
4.21	Overall width(single/dual front tyres)	b1 (mm)	1420/1926	1490/1926	1490/1926	1490/1926
4.22	Fork dimensions	s/e/l (mm)	50/122/1070	50/150/1070	50/150/1070	60/150/1200
4.23	Fork carriage DIN 15 173 --- ISO 2328, class/type A,B		ISO 2328 3A	ISO 2328 3A	ISO 2328 4A	ISO 2328 4A
4.24	Fork-carriage width	b3 (mm)	1250	1250	1250	1250
4.25	Distance between fork-arms	b5 (mm)	310-1200	310-1200	310-1200	300-1250
4.31	Ground clearance, laden, below mast	m1 (mm)	170	170	170	170
4.32	Ground clearance, centre of wheelbase	m2 (mm)	200	200	200	200
4.33	Aisle width for pallets 1000 x 1200 crossways	Ast (mm)	4435	4435	4495	4505
4.34	Aisle width for pallets 800 x 1200 Lengthways	Ast (mm)	4635	4635	4695	4705
4.35	Turning radius	Wa (mm)	2680	2680	2740	2740
4.36	Internal turning radius	b13 (mm)	730	730	730	730
5.1	Travel speed, laden/unladen	km/h	19/19	19/19	19/19	19/19
5.2	Lift speed, laden/unladen	m/s	0.450/0.550	0.430/0.550	0.400/0.520	0.400/0.520
5.3	Lowering speed, laden/unladen	m/s	0.370/0.420	0.370/0.420	0.370/0.420	0.370/0.420
5.4	Drawbar pull, laden/unladen	N	19000/20000	19000/20000	19000/20000	19000/20000
5.5	Max. Drawbar pull, laden/unladen	N	21000	21000	21000	21000
5.6	Gradeability, laden/unladen	%	17/22	17/22	16/20	16/20
5.7	Acceleration time, laden/unladen (0-10m)	s	5.0/4.8	5.2/5.0	5.3/5.1	5.4/5.2
5.8	Service brake		Hydraulic	Hydraulic	Hydraulic	Hydraulic
5.9	Parking brake		Mechanical	Mechanical	Mechanical	Mechanical
6.1	Drive motor rating S2 60 min	kW	23	23	23	23
6.2	Lift motor rating at S3 15%	kW	28	28	28	28
6.3	Battery voltage, Std	V/Ah	80/460	80/460	80/460	80/460
6.4	Standard Weight of lithium iron phosphate battery	kg	350	350	350	350
6.5	Min. battery weight	kg	320	320	320	320
6.6	Max. battery weight	kg	800	800	800	800
8.1	Type of drive control		MOSFET/AC	MOSFET/AC	MOSFET/AC	MOSFET/AC
	Manufacturer		Enpower	Enpower	Enpower	Enpower
	Control Model		MC3336-3808	MC3336-3808	MC3336-3808	MC3336-3808
8.2	Operating pressure for attachments	bar	185	185	185	185
8.3	Oil volume for attachments	l/min	65	65	65	65
8.4	Sound level at the driver's ear according to EN / DIN 12 053	dB [A]	70	70	70	70
8.5	Towing coupling, type DIN		Ø35 Pin	Ø35 Pin	Ø35 Pin	Ø35 Pin
9.1	Hydraulic Tank - capacity (drain & refill)	liter	55	55	55	55



Mast specification

Type	Model	Max. Fork Height	Lowered		Overall height						Free lift						Front Overhang		Tilt range	Capacity							
					Without backrest			With backrest			Without backrest			With backrest						F/R	load capacity at 500mm						
			4/4.5/miniSt	5.0t	4/4.5	miniSt	5.0t	4/4.5	miniSt	5.0t	4/4.5/mini5.0t	5.0t	4/4.5	miniSt	5.0t	4/4.5/mini5.0t	5.0t	4.0t			4.5t		mini5.0t		5.0t		
			mm	mm	mm	mm	mm	mm	mm	mm	mm	mm	mm	mm	mm	mm	mm	mm	mm		mm	mm	mm	mm	mm	mm	mm
STD_Duplex	XR2D45/XR2DX50/XR2DX55M245	2450	1970	2070	3260	3260	3295	3620	3830	3830	150	160	150	150	160	555	565	6/12	4000	4000	4500	4500	5000	5000	5000	5000	
	XR2D45/XR2DX50/XR2DX55M265	2650	2070	2170	3460	3460	3495	3820	4030	4030	150	160	150	150	160	555	565	6/12	4000	4000	4500	4500	5000	5000	5000	5000	
	XR2D45/XR2DX50/XR2DX55M300	3000	2245	2345	3810	3810	3845	4170	4380	4380	150	160	150	150	160	555	565	6/12	4000	4000	4500	4500	5000	5000	5000	5000	
	XR2D45/XR2DX50/XR2DX55M330	3300	2395	2495	4110	4110	4145	4470	4680	4680	150	160	150	150	160	555	565	6/12	4000	4000	4500	4500	5000	5000	5000	5000	
	XR2D45/XR2DX50/XR2DX55M350	3500	2495	2595	4310	4310	4345	4670	4880	4880	150	160	150	150	160	555	565	6/12	4000	4000	4500	4500	5000	5000	5000	5000	
	XR2D45/XR2DX50/XR2DX55M360	3600	2545	2645	4410	4410	4445	4770	4980	4980	150	160	150	150	160	555	565	6/12	4000	4000	4500	4500	5000	5000	5000	5000	
	XR2D45/XR2DX50/XR2DX55M370	3700	2595	2695	4510	4510	4545	4870	5080	5080	150	160	150	150	160	555	565	6/12	4000	4000	4500	4500	5000	5000	5000	5000	
	XR2D45/XR2DX50/XR2DX55M400	4000	2820	2920	4820	4820	4920	5170	5380	5380	150	160	150	150	160	555	565	6/12	4000	4000	4500	4500	5000	5000	5000	5000	
	XR2D45/XR2DX50/XR2DX55M430	4300	2970	3070	5120	5120	5220	5470	5680	5680	150	160	150	150	160	555	565	6/6	4000	4000	4500	4500	5000	5000	5000	5000	
	XR2D45/XR2DX50/XR2DX55M450	4500	3070	3170	5320	5320	5420	5670	5880	5880	150	160	150	150	160	555	565	6/6	4000	4000	4500	4500	5000	5000	5000	5000	
	XR2D45/XR2DX50/XR2DX55M470	4700	3170	3270	5520	5520	5620	5870	6080	6080	150	160	150	150	160	555	565	6/6	4000	4000	4450	4500	4800	4900	4800	5000	
	XR2D45/XR2DX50/XR2DX55M480	4800	3295	3395	5695	5695	5795	5970	6180	6180	150	160	150	150	160	555	565	6/6	4000	4000	4450	4500	4800	4900	4800	5000	
	XR2D45/XR2DX50/XR2DX55M500	5000	3395	3495	5895	5895	5995	6170	6380	6380	150	160	150	150	160	555	565	6/6	4000	4000	4450	4500	4700	4900	4700	5000	
	XR2D45/XR2DX50/XR2DX55M550	5500	3645	3745	6395	6395	6495	6670	6880	6880	150	160	150	150	160	555	565	3/6	3700	4000	4000	4300	4400	4600	4400	4600	
	XR2D45/XR2DX50/XR2DX55M600	6000	3895	3995	6895	6895	6995	7170	7380	7380	150	160	150	150	160	555	565	3/6	3600	3900	3800	4200	4100	4400	4100	4400	
Full Free Lift	XR2D45/XR2DX50/XR2DX55U245	2450	1950	2050	3270	3310	3400	3650	3765	3765	1130	1100	750	635	735	575	585	6/12	4000	4000	4500	4500	5000	5000	5000	5000	
	XR2D45/XR2DX50/XR2DX55U300	3000	2225	2325	3820	3860	3950	4200	4315	4315	1405	1375	1025	910	1010	575	585	6/12	4000	4000	4500	4500	5000	5000	5000	5000	
	XR2D45/XR2DX50/XR2DX55U330	3300	2375	2475	4120	4160	4250	4500	4615	4615	1555	1525	1175	1060	1160	575	585	6/12	4000	4000	4500	4500	5000	5000	5000	5000	
	XR2D45/XR2DX50/XR2DX55U350	3500	2475	2575	4320	4360	4450	4700	4815	4815	1655	1625	1275	1160	1260	575	585	6/12	4000	4000	4500	4500	5000	5000	5000	5000	
	XR2D45/XR2DX50/XR2DX55U370	3700	2575	2675	4520	4560	4650	4900	5015	5015	1755	1725	1375	1260	1360	575	585	6/12	4000	4000	4500	4500	5000	5000	5000	5000	
	XR2D45/XR2DX50/XR2DX55U400	4000	2800	2900	4820	4860	4950	5200	5315	5315	1980	1950	1600	1485	1585	575	585	6/12	4000	4000	4500	4500	5000	5000	5000	5000	
Triplex	XR2D45/XR2DX50/XR2DX55N400	4000	2050	2150	4810	4810	4810	5170	5380	5380	1240	1330	880	670	770	565	575	6/12	4000	4000	4500	4500	5000	5000	5000	5000	
	XR2D45/XR2DX50/XR2DX55N430	4300	2155	2255	5110	5110	5110	5470	5680	5680	1345	1445	985	775	875	565	575	6/6	4000	4000	4500	4500	5000	5000	5000	5000	
	XR2D45/XR2DX50/XR2DX55N450	4500	2225	2325	5310	5310	5310	5670	5880	5880	1415	1500	1055	845	945	565	575	6/6	4000	4000	4500	4500	4800	5000	4800	5000	
	XR2D45/XR2DX50/XR2DX55N470	4700	2290	2390	5510	5510	5510	5870	6080	6080	1480	1570	1120	910	1010	565	575	6/6	4000	4000	4400	4500	4700	4900	4700	4900	
	XR2D45/XR2DX50/XR2DX55N480	4800	2375	2475	5675	5610	5610	5970	6180	6180	1500	1500	1205	995	1095	565	575	6/6	4000	4000	4300	4500	4600	4800	4600	4800	
	XR2D45/XR2DX50/XR2DX55N500	5000	2425	2525	5825	5810	5810	6170	6380	6380	1615	1700	1255	1045	1145	565	575	6/6	3800	4000	4250	4400	4500	4800	4600	4800	
	XR2D45/XR2DX50/XR2DX55N550	5500	2575	2675	6310	6310	6310	6670	6880	6880	1765	1800	1405	1195	1295	565	575	3/6	3700	4000	4200	4300	4400	4600	4400	4600	
	XR2D45/XR2DX50/XR2DX55N600	6000	2800	2900	6810	6810	6810	7170	7380	7380	1990	2000	1630	1420	1520	565	575	3/6	3600	3900	4000	4200	4100	4400	4100	4400	
	XR2D45/XR2DX50/XR2DX55N650	6500	3050	3150	7320	7310	7310	7670	7880	7880	2200	2200	1850	1670	1770	565	575	3/6	/	3300	/	3400	/	3400	/	3400	
XR2D45/XR2DX50/XR2DX55N700	7000	3275	3375	7975	7810	7810	8170	8380	8380	2300	2300	2105	1895	1995	565	575	3/6	/	3000	/	3100	/	3100	/	3200		

Features

Color	Standard	Options
Green-black	●	
Other customized color		○
Particular market		
CE Standard		○
Cold storage environment		
-18°C/-30°C		○
Mast		
Standard duplex mast	●	
Configuration Table of the Mast		○
Fork and attachment		
Standard fork	●	
Fork arm carrier	●	
Load backrest	●	
Non-standard series fork		○
Various attachments		○
Tires		
Pneumatic tire (single)	●	
Pneumatic tire (dual)		○
Solid tire (single)		○
Solid tire (dual)		○
Multiway valve		
Double multi-way valve	●	
3rd vavle		○
4th vavle		○
5th vavle (4.0-5.0t)		○
Tiller		
Lifting and tilting level	●	
Fingertip system		○
Battery		
Standard lithium battery	●	
Large-capacity lithium battery		○
Quick-change lithium battery		○
Light		
LED head lamp	●	
Turn signal lamp	●	
LED rear combination lamp	●	
Common alarm lamp		○
Acoustic and optical alarm lamp		○
LED rear lamp		○
Blue light		○
Straight projection lamp		○
Horn		
Electric horn	●	
Reverse buzzer	●	
Right rear armrest with horn button		○
Smart module		
FIMS(Fleet intelligent management system)		○

Safety configuration	Standard	Options
Emergency power-off switch	●	
Fuse box	●	
Soft landing	●	
Reversing radar		○
OPS system		○
Fire extinguisher		○
Ascending buffering		○
Parking brake		
Mechanical handbrake	●	
EPB(Electric Parking Brake)		○
Service braking		
Hydraulic assisted braking	●	
Instrument rack space		
Smart color-screen instrument (speed mode selection)	●	
Combination switch	●	
Cigarette lighter		○
USB port		○
Electronic code lock (start by swiping a card)		○
Driving space		
Standard overhead guard	●	
Central rear view mirror	●	
Front windshield		○
PVC ceiling		○
Cab		○
Electric fan		○
Left and right rear view mirrors		○
Seat		
Standard seat	●	
Fully-suspended seat		○
Semi-suspended seat		○
Other standard configuration		
Drive and lifting controllers	●	
Driving and lifting motors	●	
Oil pump reducer	●	
Silent gear pump	●	
DC-DC converter	●	
Pedal pad	●	
Traction pin	●	
Integral stamped side panel and hood	●	